

Your dream vacation awaits...just 6 simple steps

Welcome to Jamaica!
The information you provided on visitjamaica.com will facilitate a smooth health screening and immigration/customs processes.

2 Immigration

- Proceed to immigration with your passport. No need to complete paper immigration and customs forms.
- Respect physical distancing requirements while in line.
- Answer any questions asked by the Immigration Officer.



1 Health Screening & Information

- Present your travel authorization for verification by a health professional.
- Provide information on any new symptoms.
- Get your temperature checked.
- Receive important health information for your stay in Jamaica.



3 Duty Free & Baggage Claim

- Enjoy duty free shopping.
- Respect physical distancing protocols while waiting for your luggage.
- If staying in a private residence, work with the support team to download the JamCOVID19 app.
- Take your luggage from the baggage carousel and proceed to customs.



4 Customs

- Carry your luggage to customs for clearance.
- Declare any purchases if not included on electronic customs submission.
- Respect physical distancing requirements while in line.




5 Covid-19 PCR Testing

- Proceed to your Covid-19 PCR test, administered by a health professional.
- Follow any additional instructions provided.



6 Transportation

- Take your pre-arranged certified transportation to your hotel or residence.
- Follow all instructions on movement restrictions.
- Relax and enjoy your stay!



Staying in a private residence? Instructions for the JamCOVID19 app

What you need:

- Smart phone
- Travel authorization reference number
- Email access to the account used to submit your travel authorization request
- Temperature reading

What to do first:

- Connect to the airport internet.
- Download the JamCOVID19 app free from the Google Play Store or Apple Store.
- Click on the “check-in” button on the lower right corner. Read and agree to the terms and conditions.
- Follow the instructions to authenticate your account.
- Provide the required health information including your temperature reading.
- Record a video of yourself saying your name and location.
- Upload the video.



What to expect:

- The JamCOVID19 app will be used to monitor your compliance with movement restrictions provided to you.
- The app will send you requests throughout the day to upload a video of yourself indicating your location.
- The app will recognize your voice and confirm your location once uploaded.

Dos & Don'ts for Traveling in Jamaica!



DO

- ❑ DO complete your pre-travel screening at <https://www.visitjamaica.com/> before booking travel.



- ❑ DO sanitize or wash your hands throughout the day.




- ❑ DO patronize only certified* hotels, transportation, attractions, shops and other activities.



- ❑ DO contact your hotel's onsite/on-call medical professional if you feel any Covid-19 symptoms.



- ❑ DO relax and have fun in Jamaica within the resilient corridor.




DON'T


- ❑ DON'T forget to bring your mask – they are required in common areas.



- ❑ DON'T get too close – practice physical distancing of 6 ft.



- ❑ DON'T shake hands – use touchless greetings.



- ❑ DON'T forget to use your mobile device for check-in, tickets and dining where available.



- ❑ DON'T congregate in groups larger than 10 people.

